

Glyph #5 - Fear

This glyph can remove fear that is imbedded in your cellular memory. We have many layers of fear that are holding us back and causing illness. Use this glyph often.

Take one glyph and tape it over your solar plexus with a soft medical tape to wear over night. Another method is to cut away the excess paper from the block of glyphs on the second page. Cut out a block of 9, 12 or 16 glyphs (the size of your hand). When you are ready to go to sleep and/or when you first start to wake up, take the glyphs and hold them between your palms while lying on your side and relax completely. Or if you sleep on your back, lay the glyphs across your solar plexus with your hands over the glyphs, side by side. Cut page of glyphs with scissors to fit a shoe insert for placing in a large sock at night.

There really is no wrong way or wrong place to use the glyphs. The glyphs should be cut around the outside of the black wavy border or circle (on newer glyphs).

If the glyph becomes wet or damaged in any way, discard it.

It is helpful to say the affirmation (or your own prayer or affirmation) out loud, as the words have a positive vibration to them that will be very helpful.

The question arises with any type of healing system, "Do I have to believe in this before it will work?" If one is open and receptive, the glyphs will work well. If, however, a person has a totally negative attitude toward any kind of healing modality, they put out a powerful energy field of resistance. How much this affects the results depends upon the level of energy their resistance generates. I suggest that no one try to get someone to use these glyphs if they are not interested or have already decide they will not work. The glyphs work well on animals because they have no doubts, negative attitude or expectations.

The glyphs represent the power of prayer and the power of intention. A positive intention from the user of the glyph intensifies the ability of the glyph to achieve greater results. It is that simple.



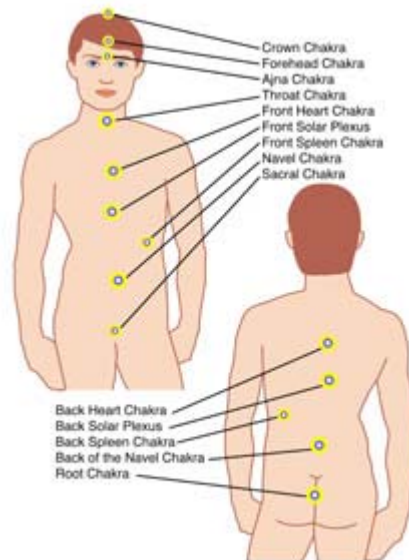
Last Updated: 20 February 2014

©2014 Holy Ground Farm, Inc., All rights reserved.
Holy Ground Farm is a 501(C)(3) US IRS Certified Non-Profit Company.

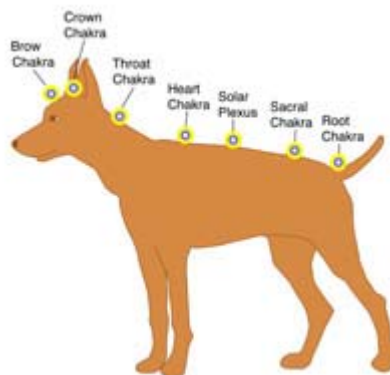
The information on this and subsequent pages of the Holy Ground Farm Web Site (www.holygroundfarm.org) is intended to educate. Do not substitute it for the advice of a qualified health care professional. Viewer discretion is advised.

Locating the Chakras

These drawings are provided to help you locate the chakras. If you put your hand on top of your head you will feel a warm spot. (This may be more difficult to locate if you are bald.) There is a slightly warm spot at the location of each of the other chakras that is easier to notice through a bulky material. If you are still unsure that you have the right location, cut a group of four of the glyphs to insure coverage of the right chakra.



The chakras of an animal can also be located by a warm spot through their hair or fur. It is easier to locate and position a glyph on the back side of the animal. This should be done when they are sleeping. Dowsing Charts are provided in Appendix C to help you locate what glyphs you need and where to put them. Instructions are also provided. This drawing of a dog is provided to show the location of the backside chakras. The front, or underside, will be directly opposite. The chakras on a cat are in the same location as they are on a dog. Concentrate on the pet or a picture of the pet when dowsing.




Last Updated: 20 February 2014

© 2013 Holy Ground Farm, Inc., All rights reserved.
Holy Ground Farm is a 501(C)(3) IRS Certified Non-Profit Company.


Glyph #5 - Fear

27 March 2012 - © 2014 Holy Ground Farm, Inc.

(Please Note: This document should be printed on a color printer to be fully effective.)



<http://www.holygroundfarm.org/book/> - Unlocking the Power of Glyphs/Sacred Symbols of Light/Symbols of the Dawn



Suggested Affirmation:

I release all fear that I have been holding within me. I realize that I have nothing to fear when I trust in my Creator. I intend Divine Light, guidance, and protection as I go throughout each and every day. Thank you God for everything. I create around myself a self renewing protective shield that will keep me from harm.

Holy Ground Farm is a 501(C)(3) IRS Certified Non-Profit Company.